

**Bridging Academia, Policy and Practice Conference**  
 28 June – 29 June – 30 June – 1 July 2021

#BAMSA2021 #MindSport #Bridge @bridgemindsport

1

**BAMSA Conference – Bridge Taster – Play Mini Bridge!**

Wednesday 30 June, 6.30pm (UK BST)  
 Presenter: Fiona Greenwood (Scottish Bridge Union)  
 Welcome: Christina Ballinger (BAMSA)


- ✓ The session is being recorded and transcribed
- ✓ Please keep your microphone muted to reduce echo
- ✓ Save your questions for later


2


# Mini Bridge


3

### 4 Suits in the Pack

  
**Spades**

  
**Hearts**

  
**Diamonds**


  
**Clubs**


4


### The cards in each suit


5

### High Card Points


= 4 points


= 3 points


= 2 points


= 1 point

6

### Bridge is a partnership game

- When playing bridge there are 4 players at the table
- The 4 players are called **North, South, East and West**
- North and South are partners
- East and West are partners



7

### Hands and Tricks

- Bridge is played with each player having 13 cards
- These 13 cards are known as the player's "**Hand**"
- Each player plays a card in turn clockwise round the table
- When everyone has played a card, this is known as a "**Trick**"
- The winner of the trick is the player who has played the highest card
- The winner of a trick then plays the first card to the next trick



8

### Mini Bridge steps

1. Deal 13 cards to each of the 4 players (this is done automatically online)
2. Each player sorts their hand into suits (this is done automatically online)



9

3. Each player counts their high card points

In this hand:

- A♥ = 4
- K♠ = 3
- Q♣ = 2
- J♦ = 1
- Q♣ = 2
- Total = 12



Make sure that the total of everyone's points comes to 40

4. The **partnership** with more than 20 points wins the "**Contract**"
5. The **player** with the most points becomes "**Declarer**"  
Their partner becomes the "**Dummy**"  
The other side are the "**Defenders**"



10

6. Dummy lays their cards down face up in suit columns.



7. The Defender on the left of Declarer plays the first card  
This is called the "**Opening Lead**".
8. When playing online Dummy is automatically displayed but only **AFTER** the Opening Lead is made.
9. If the first card of a trick is a Heart, then you must play a Heart
10. If you don't have a Heart you may play a card of another suit
11. If the first card of a trick is a Heart then the player who plays the highest Heart is the winner of the trick



11

### Combined points    Target no of tricks

21-22	7
23-24	8
25-26	9
27-28	10
29-32	11
33-36	12
37+	13



12

## Children playing Mini Bridge at school



13

## School children at a Mini Bridge Tournament



14

## Let's give it a go with your Table Hosts!

### From Scotland

- Anne Symons, Liz McGowan and Samantha Punch are regular members of the Scotland Women's team and qualified for the Bridge World Championship in China in 2019
- Marina Evans, Fiona Scully, David Olive and Sarah Gunn are keen club players who are climbing the ranks, and involved in teaching Mini Bridge and supervising RealBridge sessions for beginners
- Steve Male and Stephen Peterkin are very experienced Scottish players. Steve has represented Scotland and Stephen is a member of Scotland's International Open team

### From Suffolk

- Carol Smith and Chris Chambers are experienced players and teachers
- Graham Evans is an experienced player and a member of the team that directed yesterday's Conference Pairs tournament



15

## Logging into RealBridge

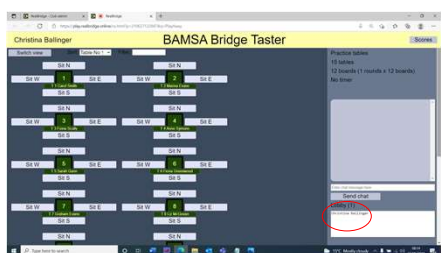
- You have all been emailed a Real Bridge link
- After this introduction, leave the Teams meeting and close the Teams app or browser
- You must also close down other apps on your device
- Click the RealBridge link in the email to see the Login Screen
- Enter your full name
- You do not need an ID number
- Then click "Login"



16

## Navigation in RealBridge

- You will be taken to the Lobby
- Your name is at the bottom of the screen along with anyone else in the Lobby
- To play at a table click on any box that says Sit N, Sit E, Sit S, Sit W – these are empty seats



17

## Socialising in RealBridge

- To play with someone you know, if you see their name at a table, simply click on a Sit N/S/E/W seat at the same table
- If you find yourself at the wrong table, click the "Leave" button at the bottom right of the screen
- This will put you back in the Lobby. You will see all the tables again and can choose a different one
- Lower numbered tables are for those who have less experience and higher numbered tables are for those who have more experience
- RealBridge is designed as a sociable platform: feel free to chat about things other than bridge!



18

## Table Hosts

- When there are four people at the table, your host will explain how RealBridge works so you can play Mini Bridge
- Ask the host any questions you have about the presentation
- At any point during the game, you can ask the host for help
- The host can see all the cards and will advise
- The host is there to give help if you need it, but not to tell you what to do



19

## Remember!

- Before you click on the RealBridge link you **MUST** log out of Teams completely and close down other apps on your device
- You will all have done your camera+mic test as outlined in the pre-session advice. If you are using a different device today from the one you tested before, you may have to do the test again!
- The link for the camera+mic test is on the Bridge Taster session page of the BAMSA website  
<https://bridgemindsport.org/conference-day-3-bridge-taster/>
- If you have any problems logging in or joining a table then please contact RealBridge support at [support@realbridge.online](mailto:support@realbridge.online)



20

## We hope to see you at a bridge table soon!





If you have enjoyed the session today we hope you will play again

- Online bridge lessons
  - SBU Education  
<http://www.spanglefish.com/sbueducation/adult-course-information.asp>
- Online play
  - SBU Summer Academy  
<http://www.spanglefish.com/sbueducation/index.asp?pageid=720090>
- Mini Bridge online
  - <https://www.bridgebase.com/edu/minibridge/> Bridge Base Online
  - <https://www.nofearbridge.co.uk/minibridge/> No Fear Bridge
- Play Mini Bridge at home – download the rules

All these links are on the BAMSA website along with a copy of these slides and a one-page document describing how to play Mini Bridge at home.



21

	Combined points	Target tricks
 = 4 points	21-22	7
 = 3 points	23-24	8
 = 2 points	25-26	9
 = 1 point	27-28	10
	29-32	11
	33-36	12
	37+	13

Use this sheet for reference during the Mini Bridge practice session



22

## Acknowledgements

Many people have contributed to the planning and delivery of this event. Thank you to

- Shireen Mohandes and the team at RealBridge
- Fiona Greenwood and other members of the Scottish Bridge Union
- Christina Ballinger and other members of Heritage Coast Bridge Club in Suffolk
- Members of other bridge clubs in Suffolk
- All the volunteer Table Hosts

Thank you to the SBU for funding the event



23

## BAMSA Conference – Evaluation

- ✓ Please complete the conference evaluation form
- ✓ <https://stirling.onlinesurveys.ac.uk/bamsa-conference-2021-survey>
- ✓ The link will be live on Thursday
- ✓ All comments and feedback will inform BAMSA's future work



24